

Scaled data based on original data using  
LM-79-08 Approved Method: Electrical and Photometric Measurements of Solid-  
State Lighting Products

Test Report Prepared for  
Cooper Lighting Solutions  
(formerly Eaton)

Brand: INVUE

Report Number: P141102

Luminaire Tested: **EMM-E01-LED-E1-SL3-7060**

Issue Date: 03/03/2020

**Test Information**

Test Method: LM-79-08  
Report Number: P141102  
REPORT IS SCALED FROM IESNA LM-79-08 TEST DATA (P33691)  
Test Lab: INNOVATION CENTER-P3  
Issue Date: 03/03/2020  
Manufacturer: COOPER LIGHTING SOLUTIONS (FORMERLY EATON)  
Product Line: INVUE  
Catalog Number: EMM-E01-LED-E1-SL3-7060  
Description: EPIC MODERN MEDIUM DECORATIVE LED LUMINAIRE  
(1) LIGHTBARS WITH AccuLED OPTICS - TYPE 3 W/ SPILL LIGHT CONTROL  
Light Source: (21) 5700K CCT, 70 CRI LEDs  
Ballast/Driver: -

**Summary**

Lumens per Lamp: N/A  
Luminaire Lumens: 2969.4 lumens  
Efficiency: N/A  
Efficacy: 120.2 lumens/watt  
Luminous Opening: Rectangular (W 0.17' x L: 1' x H: 0')  
IES Classification: Type III - Short - Semi-Cutoff  
BUG Rating: B1 - U0 - G1

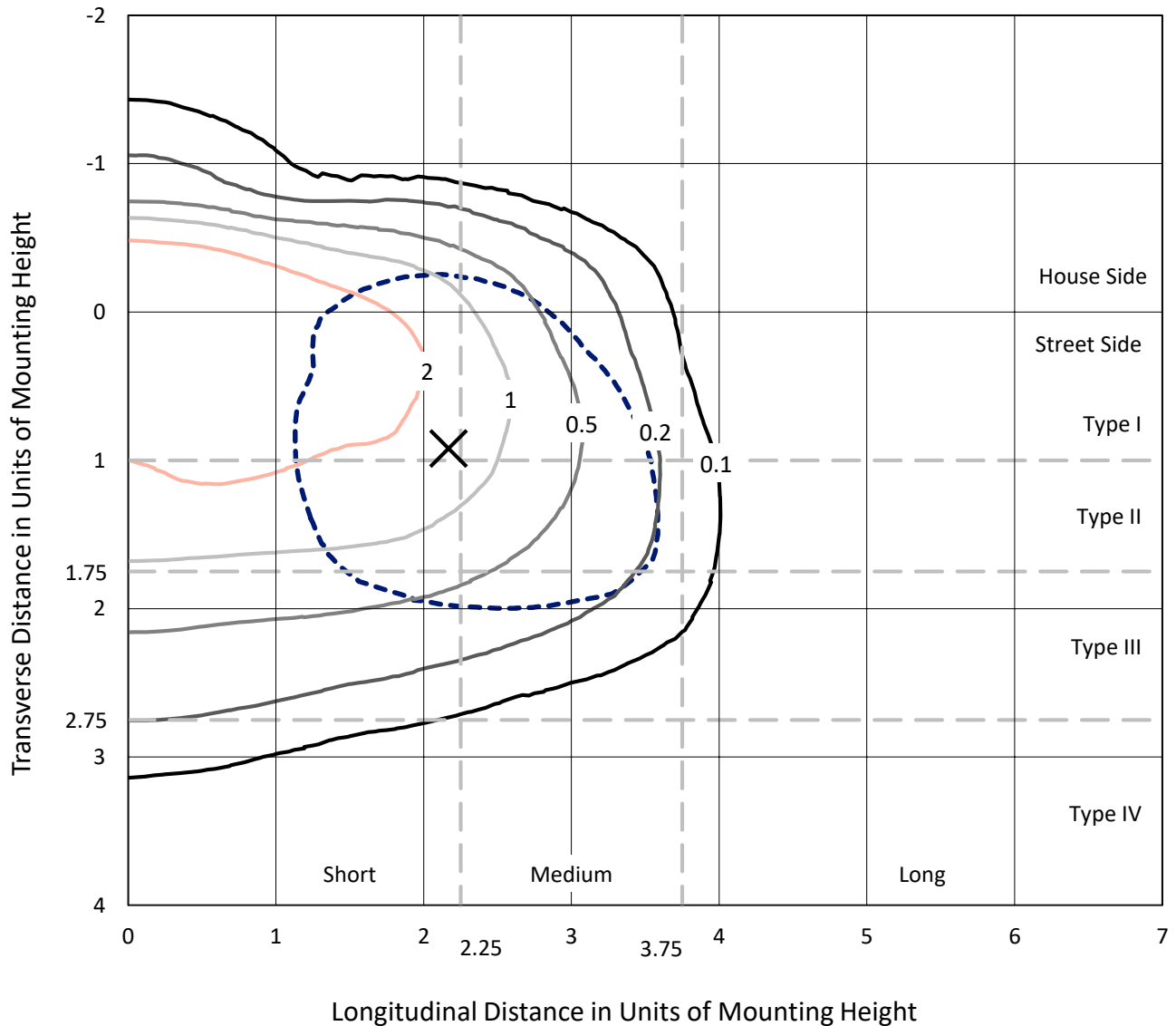
Input Watts (W): 24.7  
Input Voltage (V): NR  
Input Current (Ain): NR  
Voltage Rise (V): NR  
Power Factor: NR  
Total Harmonic Distortion (THDi): NR  
Frequency (hertz): 60  
Stabilization Time: NR  
Operation Time: NR  
Ambient Temperature (°C): NR  
Test Distance: 25 FT



REPORT NUMBER: P141102  
 CATALOG NUMBER: EMM-E01-LED-E1-SL3-7060

### Iso-Footcandle Lines of Horizontal Illumination

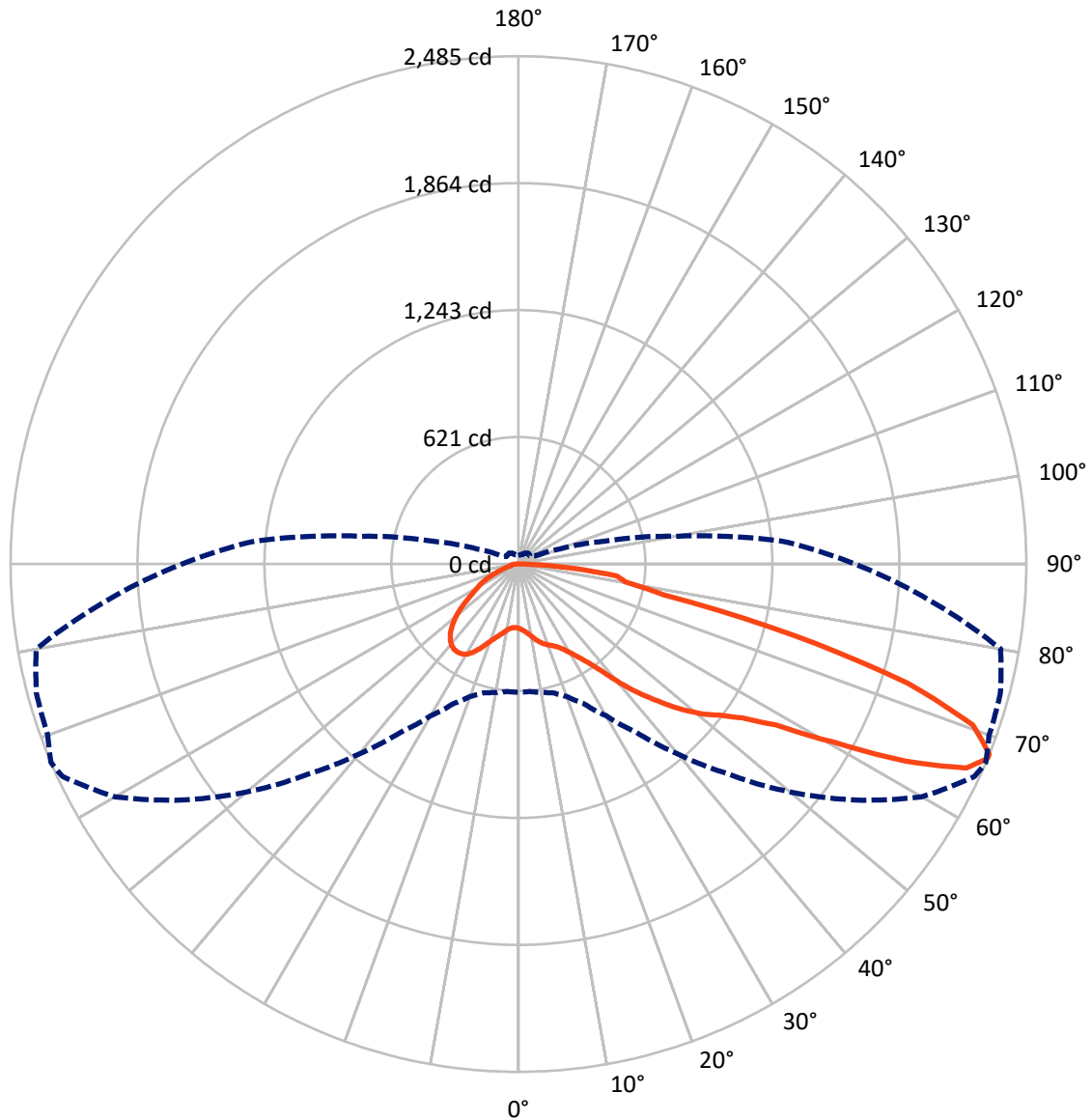
✕ Max cd  
 - - - 1/2 Max cd



Based on 10 foot mounting height. Maximum calculated value = 4.1 fc  
 Type III - Short - Semi-Cutoff

REPORT NUMBER: P141102  
CATALOG NUMBER: EMM-E01-LED-E1-SL3-7060

### Luminous Intensity Polar Plot



— Vertical Plane Through 67-Deg Lateral    - - - Horizontal Cone Through 67-Deg Vertical

REPORT NUMBER: P141102

CATALOG NUMBER: EMM-E01-LED-E1-SL3-7060

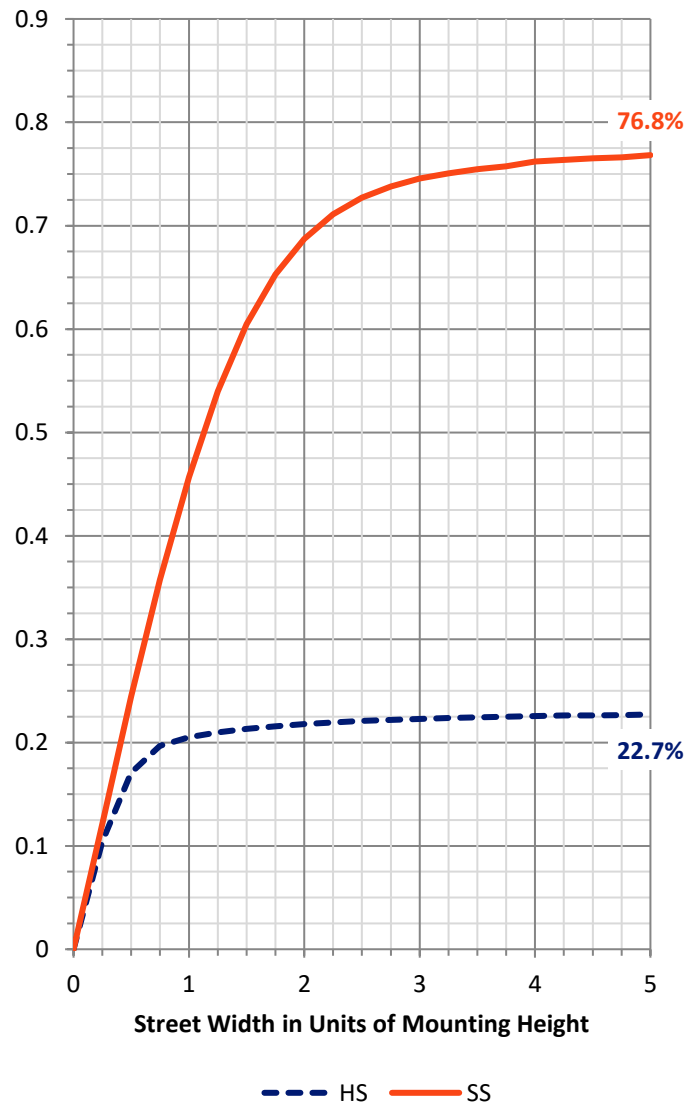
**FLUX DISTRIBUTION:**

		Downward	Upward	Total
<b>House Side</b>	Lumens	683.1	0.0	683.1
	% Fixture	23.0	0.0	23.0
<b>Street Side</b>	Lumens	2286.3	0.0	2286.3
	% Fixture	77.0	0.0	77.0
<b>Total</b>	Lumens	2969.4	0.0	2969.4
	% Fixture	100.0	0.0	100.0

**Coefficient of Utilization**

**ZONAL LUMENS:**

Zone	Lumens	% Fixture
0°-10°	31.6	1.1
10°-20°	109.2	3.7
20°-30°	194.4	6.5
30°-40°	279.4	9.4
40°-50°	425.9	14.3
50°-60°	622.1	20.9
60°-70°	838.2	28.2
70°-80°	411.5	13.9
80°-90°	57.2	1.9
90°-100°	0.0	0.0
100°-110°	0.0	0.0
110°-120°	0.0	0.0
120°-130°	0.0	0.0
130°-140°	0.0	0.0
140°-150°	0.0	0.0
150°-160°	0.0	0.0
160°-170°	0.0	0.0
170°-180°	0.0	0.0
0°-90°	2969.4	100.0
0°-180°	2969.4	100.0



REPORT NUMBER: P141102

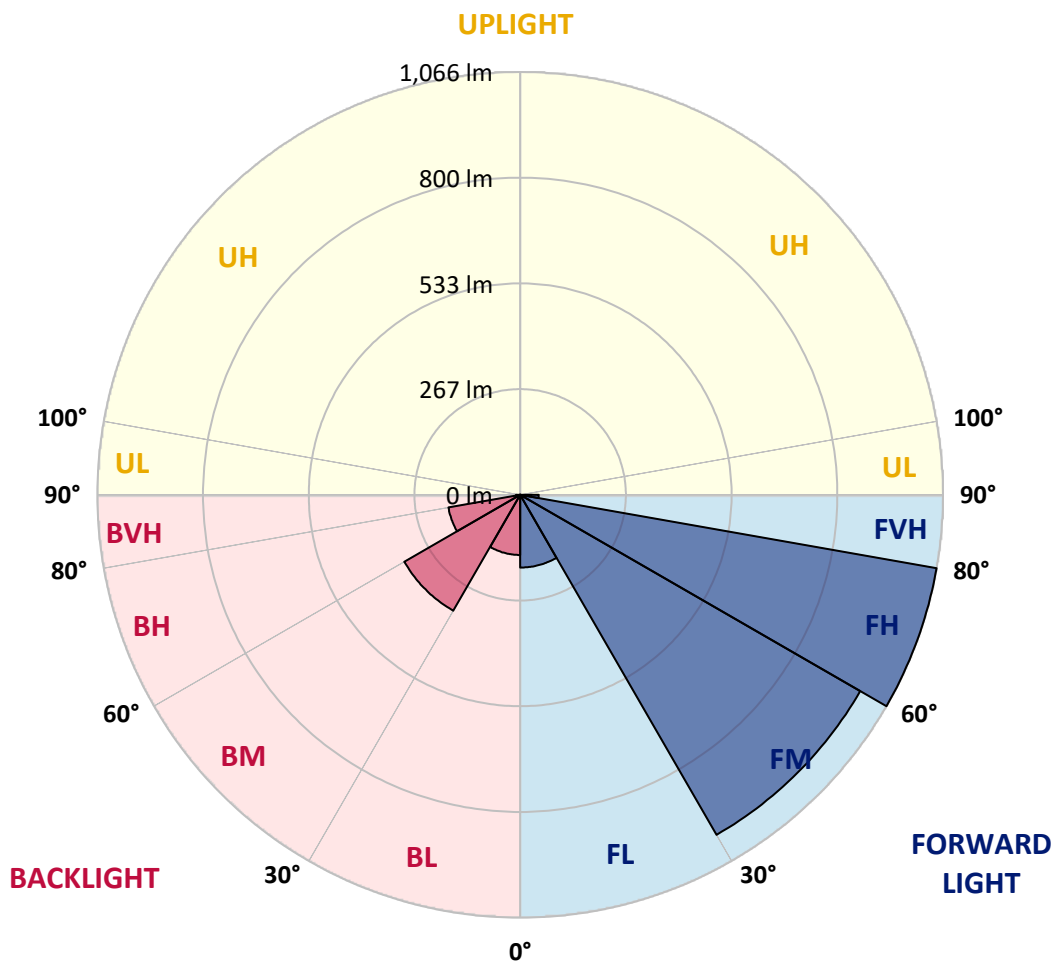
CATALOG NUMBER: EMM-E01-LED-E1-SL3-7060

**LUMINAIRE CLASSIFICATION SYSTEM LUMEN TABLE AND BUG RATING:**

Zone		Lumens	% Fixture	Zone Rating/Lumen Limit		
				B	U	G
FL	(0°-30°)	183.4	6.2			
FM	(30°-60°)	989.9	33.3			
FH	(60°-80°)	1066.0	35.9			G1/1800
FVH	(80°-90°)	46.9	1.6			G1/100
BL	(0°-30°)	151.7	5.1	B1/500		
BM	(30°-60°)	337.4	11.4	B1/1000		
BH	(60°-80°)	183.7	6.2	B1/500		G1/500
BVH	(80°-90°)	10.3	0.3			G1/100
UL	(90°-100°)	0.0	0.0		U0/0	
UH	(100°-180°)	0.0	0.0		U0/0	

**BUG Rating: B1-U0-G1**

Type III Short





REPORT NUMBER: P141102

CATALOG NUMBER: EMM-E01-LED-E1-SL3-7060

**CANDELA DISTRIBUTION (FULL):**

	0°	5°	10°	15°	20°	25°	30°	35°	40°	45°	50°
0°	315.0	315.0	315.0	315.0	315.0	315.0	315.0	315.0	315.0	315.0	315.0
2.5°	331.4	329.7	331.1	330.7	329.7	328.4	329.0	328.0	327.3	326.3	325.3
5°	353.0	352.0	351.3	350.2	349.6	348.5	347.8	346.1	343.7	342.0	340.7
7.5°	374.2	373.8	372.8	371.5	368.7	368.0	365.6	363.9	361.9	358.5	355.7
10°	399.2	398.8	397.1	395.1	392.0	388.9	386.2	382.1	377.9	374.9	372.5
12.5°	429.3	427.5	424.1	421.4	418.0	413.2	408.7	403.9	398.1	393.3	390.6
15°	459.4	457.3	454.6	450.8	445.7	439.2	432.7	425.5	416.6	410.4	406.7
17.5°	484.0	482.6	479.5	474.4	469.3	461.4	452.9	442.9	432.0	422.8	416.9
20°	501.8	500.4	495.6	489.5	482.6	473.7	464.5	453.5	440.5	429.3	422.8
22.5°	509.3	507.2	501.8	493.6	484.3	473.4	463.5	454.2	442.3	433.7	426.9
25°	511.7	509.3	502.1	491.8	479.9	465.9	454.6	447.4	440.2	437.1	434.7
27.5°	510.3	508.3	500.4	487.7	471.7	455.2	443.3	438.1	438.5	444.3	447.0
30°	505.5	503.1	496.0	481.9	464.8	447.0	436.4	434.7	442.6	457.3	468.2
32.5°	497.7	496.0	490.1	478.2	462.8	447.4	439.9	443.6	457.3	480.2	499.0
35°	495.6	495.3	492.5	486.0	474.7	464.8	461.7	472.4	494.9	526.4	550.3
37.5°	495.3	497.0	498.3	498.3	496.0	495.3	504.5	519.2	552.7	592.1	631.1
40°	502.1	505.2	512.0	520.9	529.5	541.8	560.6	588.3	623.2	671.1	719.6
42.5°	523.3	530.2	541.8	557.2	579.4	602.3	632.8	667.3	712.1	760.3	808.6
45°	564.7	574.6	583.2	607.5	636.9	663.9	703.6	749.1	798.3	858.9	910.8
47.5°	619.4	626.6	644.4	670.0	706.0	744.6	782.9	822.6	881.8	945.0	1008.0
50°	674.2	679.6	698.4	728.5	775.7	818.1	861.9	901.3	952.2	1019.3	1080.8
52.5°	714.9	722.4	738.8	768.2	821.2	869.5	919.4	962.8	1020.3	1080.5	1144.8
55°	742.9	747.7	762.7	791.5	841.4	896.5	952.9	1006.3	1074.7	1142.7	1206.7
57.5°	747.3	752.1	765.8	791.1	839.7	897.5	962.1	1027.5	1110.2	1200.2	1284.0
60°	742.2	746.0	757.9	778.8	824.6	887.9	964.9	1047.0	1148.9	1264.8	1384.6
62.5°	719.3	723.1	734.0	751.1	791.8	860.2	956.7	1075.7	1204.0	1349.7	1525.1
65°	676.2	678.6	688.9	702.5	743.6	813.0	919.4	1069.9	1247.4	1445.8	1672.9
67°	627.3	626.3	637.9	651.6	689.2	753.2	857.1	1005.2	1212.9	1453.3	1734.8
67.5°	612.2	615.0	626.3	635.8	672.4	734.3	833.9	980.3	1183.4	1436.2	1733.8
70°	505.5	510.7	516.8	523.0	555.1	600.6	673.8	815.4	979.6	1219.0	1574.0
72.5°	346.8	336.6	341.0	339.0	348.9	377.6	428.6	553.1	683.4	889.3	1168.4
75°	175.8	187.1	185.7	194.3	208.3	226.4	250.0	296.5	398.8	519.9	723.1
77.5°	98.5	95.8	105.3	107.4	115.6	134.8	176.5	237.7	284.6	334.2	408.7
80°	44.8	49.6	52.7	47.9	49.6	53.7	69.8	109.5	184.0	280.1	322.2
82.5°	25.0	26.7	31.1	31.5	32.8	33.9	36.6	42.4	57.1	115.6	227.5
85°	15.7	16.4	20.9	22.9	23.9	23.9	23.9	25.3	29.1	34.2	58.8
87.5°	5.8	6.2	9.6	12.7	13.0	12.3	11.6	13.3	12.3	12.7	19.2
90°	0.0	0.0	0.0	0.0	0.0	0.0	0.0	0.0	0.0	0.0	0.0



REPORT NUMBER: P141102

CATALOG NUMBER: EMM-E01-LED-E1-SL3-7060

**CANDELA DISTRIBUTION (continued):**

	55°	60°	65°	67°	70°	75°	80°	85°	90°	95°	100°
0°	315.0	315.0	315.0	315.0	315.0	315.0	315.0	315.0	315.0	315.0	315.0
2.5°	324.6	323.2	321.9	321.5	320.5	319.8	318.1	316.7	315.4	314.3	313.3
5°	337.6	334.9	332.5	331.4	330.1	328.4	324.9	322.5	320.5	318.4	316.4
7.5°	352.3	348.9	345.5	344.1	342.0	339.0	335.2	332.5	329.0	326.0	323.2
10°	368.7	365.0	362.2	360.8	359.1	354.7	352.3	347.5	343.7	339.6	336.2
12.5°	386.5	384.8	381.0	379.7	377.9	374.9	371.5	367.3	362.6	358.1	354.0
15°	402.6	399.8	397.4	397.1	396.1	394.4	389.9	385.5	381.4	375.6	372.1
17.5°	412.5	411.5	411.1	410.8	410.1	409.1	407.0	402.2	398.5	393.7	388.9
20°	418.7	419.7	421.4	422.8	423.4	424.1	423.1	418.3	414.5	410.4	406.3
22.5°	425.1	427.9	432.3	434.4	436.8	440.2	439.5	436.4	434.4	429.6	426.5
25°	434.4	439.9	447.4	450.1	454.6	459.0	460.0	458.3	456.3	452.9	452.9
27.5°	450.1	458.0	467.9	473.7	478.2	484.3	486.4	485.3	485.7	483.6	488.4
30°	474.7	485.7	499.0	505.2	510.7	517.8	519.2	521.3	519.9	523.7	529.5
32.5°	512.0	525.7	539.4	545.2	550.0	557.5	562.0	560.6	565.4	567.8	576.0
35°	569.5	583.2	593.8	594.8	600.3	604.4	608.5	607.1	620.1	625.2	629.7
37.5°	648.8	660.5	667.0	664.6	658.1	665.9	671.4	679.6	687.8	697.1	680.6
40°	751.8	770.3	767.5	764.1	751.8	753.5	755.9	760.3	774.0	770.9	724.1
42.5°	849.6	868.4	865.3	861.6	845.2	836.6	843.1	851.0	858.5	829.4	759.7
45°	948.5	965.6	950.9	956.0	941.3	937.5	950.2	954.6	946.1	892.7	789.8
47.5°	1051.1	1069.5	1062.4	1057.2	1046.6	1045.6	1052.8	1059.6	1025.8	938.5	812.3
50°	1129.7	1157.1	1153.3	1150.3	1138.6	1137.3	1154.4	1159.2	1098.3	987.1	834.9
52.5°	1190.3	1225.9	1232.7	1228.6	1225.9	1226.5	1275.8	1268.6	1184.5	1045.9	861.2
55°	1261.8	1298.7	1323.7	1328.8	1335.6	1345.6	1443.0	1432.4	1303.5	1130.8	888.9
57.5°	1356.5	1424.9	1462.5	1485.8	1504.6	1568.9	1692.7	1652.0	1468.4	1240.2	921.8
60°	1496.1	1631.8	1709.8	1769.0	1806.3	1918.5	2068.6	1918.8	1659.9	1371.6	964.9
62.5°	1720.1	1941.7	2090.9	2124.4	2140.1	2246.8	2354.2	2123.0	1798.1	1458.4	971.7
65°	1937.3	2214.3	2388.4	2407.9	2396.3	2425.0	2455.1	2129.2	1765.9	1417.4	891.7
67°	2013.9	2278.6	2461.6	2485.2	2451.0	2441.8	2396.0	2017.0	1645.9	1291.5	780.2
67.5°	2009.8	2271.1	2460.9	2484.9	2451.0	2436.3	2368.9	1971.8	1598.7	1260.7	758.6
70°	1852.5	2103.5	2314.9	2359.7	2340.9	2301.9	2122.7	1670.2	1324.7	1034.3	584.9
72.5°	1503.9	1775.2	1942.8	1992.4	2005.7	1905.5	1580.9	1169.1	955.0	739.1	424.1
75°	1009.7	1279.2	1416.4	1391.4	1310.3	1139.7	834.6	616.7	523.3	429.9	262.3
77.5°	572.6	780.5	769.9	726.8	658.4	487.4	236.7	128.3	122.4	143.0	111.2
80°	382.4	481.2	514.1	530.8	527.1	360.5	97.8	49.6	42.8	42.8	42.1
82.5°	319.1	415.9	471.0	485.7	452.5	274.0	58.5	32.5	26.0	29.1	32.5
85°	134.4	209.7	277.4	266.8	212.1	106.7	29.8	17.1	17.1	22.6	28.4
87.5°	32.5	48.2	68.1	66.0	53.0	24.6	15.0	10.6	10.6	17.4	24.6
90°	0.0	0.0	0.0	0.0	0.0	0.0	0.0	0.0	0.0	0.0	0.0





REPORT NUMBER: P141102

CATALOG NUMBER: EMM-E01-LED-E1-SL3-7060

**CANDELA DISTRIBUTION (continued):**

	105°	110°	115°	120°	125°	130°	135°	140°	145°	150°	155°
0°	315.0	315.0	315.0	315.0	315.0	315.0	315.0	315.0	315.0	315.0	315.0
2.5°	313.0	311.6	311.6	310.2	309.5	308.9	308.5	308.9	307.8	306.8	307.1
5°	314.7	312.6	311.6	309.2	307.8	306.5	305.4	305.1	303.4	302.4	302.4
7.5°	320.5	317.8	315.7	313.0	310.2	308.2	306.5	305.4	303.0	301.3	301.0
10°	332.5	328.7	325.6	321.5	317.8	315.0	311.9	310.2	307.5	305.8	305.1
12.5°	350.2	344.8	340.0	333.8	329.4	325.3	323.6	320.8	319.8	318.8	319.1
15°	367.0	360.5	356.1	351.3	346.1	343.7	340.3	340.0	340.3	338.6	338.6
17.5°	384.1	379.0	373.8	372.1	367.3	365.6	363.2	361.9	358.8	355.7	352.0
20°	401.9	399.2	397.1	395.1	394.0	389.9	383.8	376.6	366.7	357.8	350.2
22.5°	424.8	423.1	423.4	421.7	416.3	406.0	392.0	376.9	360.8	346.5	335.2
25°	453.9	455.6	453.5	445.0	429.3	408.4	386.8	365.6	344.4	327.3	311.9
27.5°	490.8	489.5	479.9	458.0	431.0	401.2	373.5	348.2	322.9	303.0	283.9
30°	531.2	521.3	496.3	462.1	424.1	388.2	354.0	324.6	295.2	271.9	250.4
32.5°	571.9	543.5	503.1	457.3	412.2	369.7	331.4	296.9	263.0	237.0	212.1
35°	602.7	557.2	502.1	447.0	394.0	345.5	301.0	258.2	218.9	187.8	162.5
37.5°	631.1	564.7	495.3	431.3	369.1	313.3	257.9	211.7	172.0	140.9	119.0
40°	648.5	564.0	481.9	405.3	334.5	266.1	205.9	158.4	123.5	100.6	88.6
42.5°	658.8	556.8	459.0	370.8	287.0	213.1	151.9	109.1	87.9	78.0	72.5
45°	663.9	541.4	430.6	324.6	229.5	152.2	104.7	78.7	70.1	67.4	66.0
47.5°	660.8	519.9	389.9	272.6	171.0	104.3	74.9	66.4	63.6	62.3	61.9
50°	653.6	491.8	347.2	216.2	121.4	74.9	62.9	60.5	59.5	59.2	58.5
52.5°	643.4	458.7	298.3	167.6	86.2	62.3	58.8	57.8	57.1	56.1	55.8
55°	626.3	417.6	248.3	123.5	69.1	58.8	57.1	56.8	55.4	54.4	53.7
57.5°	605.7	373.8	201.1	96.8	63.6	57.5	56.4	56.1	54.7	53.4	52.0
60°	595.5	343.1	165.5	83.8	62.6	58.1	57.5	56.8	55.1	53.0	51.3
62.5°	570.2	309.9	142.6	79.7	64.0	60.5	60.2	58.8	56.4	54.4	51.6
65°	504.8	263.0	121.4	75.6	66.0	64.3	65.0	63.3	60.5	57.1	52.7
67°	426.5	213.8	102.6	72.5	68.4	69.4	70.5	69.4	65.0	59.9	54.0
67.5°	405.3	199.1	97.5	71.5	69.1	70.5	72.2	71.1	66.4	60.5	54.7
70°	304.8	142.6	77.3	67.7	71.5	75.2	78.7	78.3	73.5	66.4	57.1
72.5°	210.7	97.5	62.6	63.3	69.4	76.3	80.7	82.8	78.0	69.4	58.5
75°	126.9	62.3	52.7	57.1	63.3	70.1	77.3	78.0	72.5	64.0	54.7
77.5°	62.3	44.8	43.4	45.1	51.0	56.8	59.9	56.1	52.7	46.9	43.4
80°	37.6	35.2	34.5	38.3	41.7	40.7	38.3	35.2	33.5	32.2	30.8
82.5°	31.5	31.8	32.5	33.2	32.5	28.7	24.6	22.6	21.2	21.2	21.5
85°	32.2	32.8	30.1	27.7	24.6	20.5	16.8	14.4	14.7	15.0	15.0
87.5°	25.0	23.9	21.2	17.4	14.0	10.3	8.2	6.8	7.5	7.2	7.9
90°	0.0	0.0	0.0	0.0	0.0	0.0	0.0	0.0	0.0	0.0	0.0



REPORT NUMBER: P141102

CATALOG NUMBER: EMM-E01-LED-E1-SL3-7060

**CANDELA DISTRIBUTION (continued):**

	160°	165°	170°	175°	180°
0°	315.0	315.0	315.0	315.0	315.0
2.5°	307.1	306.8	307.1	307.1	307.5
5°	301.7	301.0	301.0	301.3	301.3
7.5°	300.3	299.6	299.6	300.0	299.6
10°	305.1	304.8	305.4	305.1	305.1
12.5°	319.5	319.5	320.8	321.5	320.8
15°	339.0	338.3	339.3	339.6	340.0
17.5°	349.9	346.8	345.8	346.5	345.1
20°	343.7	338.6	336.6	336.2	333.8
22.5°	326.3	318.8	315.7	314.3	311.6
25°	301.7	292.8	288.7	285.3	283.5
27.5°	272.3	261.3	255.5	252.8	251.7
30°	235.3	224.7	216.2	211.7	210.4
32.5°	194.3	178.9	170.0	164.5	160.8
35°	145.0	130.3	123.8	119.7	114.9
37.5°	105.3	96.5	91.0	88.2	87.2
40°	81.4	77.0	74.2	73.9	73.5
42.5°	70.5	68.4	68.1	67.4	66.7
45°	65.0	64.3	64.6	63.6	62.9
47.5°	61.2	60.9	60.9	60.2	59.9
50°	58.1	58.1	57.8	57.5	57.5
52.5°	55.4	55.8	55.8	55.1	55.1
55°	53.0	53.0	53.4	53.0	53.0
57.5°	51.3	51.0	51.3	51.3	51.3
60°	50.3	49.6	49.3	49.6	49.6
62.5°	49.3	48.2	47.9	47.9	48.2
65°	49.3	47.5	46.9	46.9	46.5
67°	49.6	46.9	45.5	44.8	44.5
67.5°	49.6	46.5	44.8	44.5	44.1
70°	49.6	45.1	42.8	41.0	41.0
72.5°	49.3	43.8	40.0	38.3	37.6
75°	46.9	41.4	38.0	35.9	35.2
77.5°	39.3	35.9	34.2	32.5	32.2
80°	29.8	28.0	26.7	22.9	21.2
82.5°	21.2	20.2	17.8	16.4	15.4
85°	15.0	14.0	13.0	11.6	11.6
87.5°	8.2	7.9	7.5	6.8	6.2
90°	0.0	0.0	0.0	0.0	0.0

(END OF REPORT)